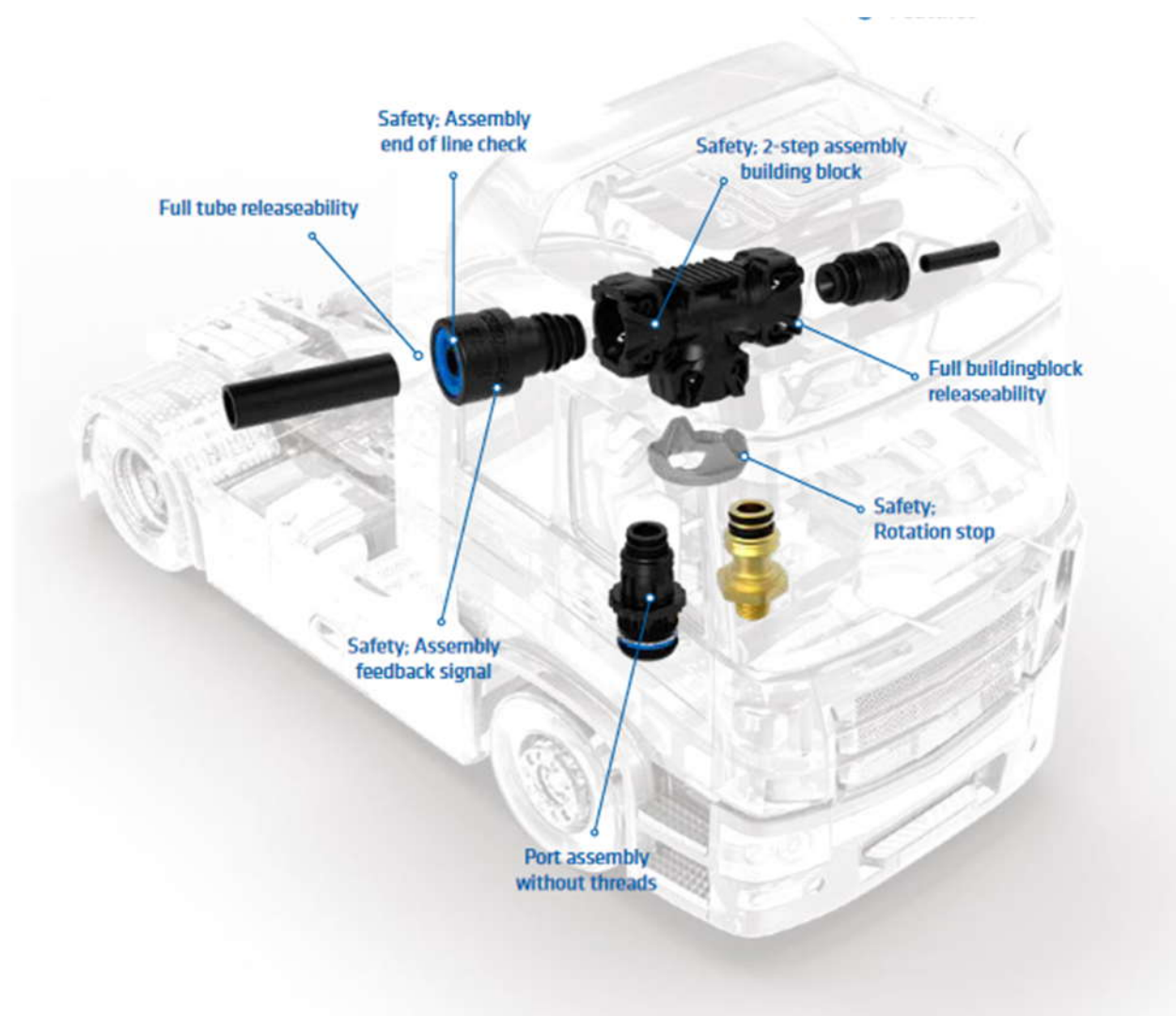


SECTION

XVII

RAUFOSS ABC SYSTEM



RAUFOSS ABC SYSTEM



Swivel Type - Building Block Size	To Suit Tube Sizes	Cap Colour	Swivel Width 'mm'
Small	6x1mm - 8x1mm	White	15
Regular	6x1mm To 12x1.5mm	Green	17
Heavy Duty	12x1.5mm - 14x2mm - 15x1.5mm - 16 x 2mm	Blue	20

PLEASE NOTE PORT SIZES COME IN SMALL, REGULAR & HEAVY DUTY

TUBE CONNECTOR



THREADLESS COUPLINGS



INTERGRAL PUSH IN ELBOW



Part Ref	Tube
	mm
905 06 006	6x1
905 08 008	8x1
905 12 012	12x1.5

Part Ref	Type	Tube
		mm
902 04 004	Small	4x1
902 06 004	Small	6x1
902 08 004	Small	8x1
902 06 005	Regular	6x1
902 08 005	Regular	8x1
902 10 105	Regular	10x125
902 12 005	Regular	12x1.5
902 12 006	HD	12x1.5
902 14 006	HD	14x2
902 15 006	HD	15x1.5
902 16 006	HD	16x2

Part Ref	Type	Tube
		mm
903 06 004	Small	6x1
903 08 004	Small	8x1
903 06 005	Regular	6x1
903 08 005	Regular	8x1
903 10 105	Regular	10x125
903 12 205	Regular	12x1.5
903 15 006	HD	15x1.5
903 16 006	HD	16x2

THREADLESS TEST POINT



Part Ref	Type
960 50 000	Regular

SWIVEL MALE STUD



Part Ref	Type	Thread
931 40 012	Small	M12 x 1.5
931 40 016	Small	M16 x 1.5
931 50 010	Regular	M10 x 1
931 50 012	Regular	M12 x 1.5
931 50 014	Regular	M14 x 1.5
931 50 016	Regular	M16 x 1.5
931 50 022	Regular	M22 x 1.5
931 60 022	HD	M22 x 1.5

SWIVEL BULKHEADS

Part Ref	Type	Thread
933 52 418	Regular	M18 x 1.5

Part Ref	Type	Male Thread	Female Thread
933 51 622	Regular	M22 x 1.5	M16 x 1.5

Part Ref	Type	Thread 1	Thread 2
933 52 216	Regular	M16 x 1.5	M22 x 1.5
933 52 222	Regular	M22 x 1.5	M22 x 1.5



90° Elbow



Part Ref	Type
920 50 090	Regular
920 60 090	HD

'F' Type Elbow



Part Ref	Type
920 40 015	Small
920 50 015	Regular

Straight Union



Part Ref	Type
961 50 205	Regular

45° Elbow



Part Ref	Type
920 50 045	Regular

'Y' Type Union



Part Ref	Type
920 50 030	Regular

4 Way Union



Part Ref	Type
920 50 061	Regular

4 Way Cross Union



Part Ref	Type
920 50 070	Regular

3 Way Elbow



Part Ref	Type
920 52 060	Regular

Tee Coupling




Part Ref	Type
920 40 010	Small
920 50 010	Regular

Male Union Adaptor



Part Ref	Type 1	Type 2
965 50 005	Regular	Regular
965 50 006	Regular	HD



ROTOLOCK - POSITION LOCK



Part Ref	Type	Spanner Size
964 42 022	Small	22 mm
964 50 022	Regular	22 mm
964 52 028	Regular	28 mm

RELEASE TOOLS & PLIERS



Part Ref	Tube
RT6	6 mm
RT8	8 mm
RT10	10 mm
RT12	12 mm
RT15	15 mm
RT16	16 mm




Part Ref	Tube
RT6M	6 mm
RT8M	8 mm
RT10M	10 mm
RT12M	12 mm
RT15M	15 mm
RT16M	16 mm

Part Ref

RP1





A series of horizontal lines for writing, starting from the top line where the character is drawing a checkmark.

A large, empty rounded rectangular box for drawing or additional notes.

