

# SECTION

# 19

## SIRIT COMPACT RELEASABLE FITTINGS



### CHARACTERISTICS AND SCOPE OF USE

The SIRIT-RTC rapid connection joints have been designed for use with 11/12 (Rilsan), 10/12 polyamide or elastomeric polyester (Hyltrel) pipes. Prompted by the market requirements, TOSI - SIRIT has decided to design a single joint able to recover the pipe after insertion, thanks to the RTC TOOL (RTC TOOL) on page 2.

The pipe tolerances and characteristics must strictly comply with the following rules:  
DIN 74324, DIN 73378, ISO 7628 and SAE J844.

No other pipe type can be used unless previously authorised by TOSI F.lli S.r.l.

SIRIT-RTC joints are generally manufactured with the following materials: EN 12164 CW614 N (CuZn39Pb3), EN 12165 CW617 N (CuZn40Pb2), PA 66 GF30, PA 6.10 GF30, EPDM, NBR.

The estimated thermal tight seal of the threads is estimated to be between  
+100°C and -40°C with max. pressure of 15bar.

The seal of the joint threaded part complies with rules ISO 6149 and DIN 3852.

The joint has been designed for use with air and is therefore unsuitable for use with other fluids/gas unless specifically authorised by TOSI F.lli srl.

## SIRIT COMPACT RELEASABLE FITTINGS



### RECOVERY OF THE PIPE



- Position the RTC TOOL with SIDE B oriented towards the upper-ring and then join together the two semi-spheres around the pipe.

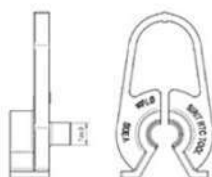


- Put pressure on the sides of the two semi-spheres to join them together around the pipe.



- Press strongly on the two semi-spheres inside the upper-ring and pull out the pipe

### RELEASE TOOLS



#### PLASTIC

Part Ref	Tube OD
RT6	6 mm
RT8	8 mm
RT10	10 mm
RT12	12 mm
RT15	15 mm
RT16	16 mm

#### ALUMINIUM

Part Ref	Tube OD
RT6M	6 mm
RT8M	8 mm
RT10M	10 mm
RT12M	12 mm
RT15M	15 mm
RT16M	16 mm

## SIRIT COMPACT RELEASABLE FITTINGS

### MALE STUDS RS800 SERIES



TYPE A

TYPE B



Part Ref	Thread Size	Tube Size	TYPE
RS800212	M12 x 1.5	6 x 1	A
RS800216	M16 x 1.5	6 x 1	B
RS800222	M22 x 1.5	6 x 1	B
RS800312	M12 x 1.5	8 x 1	A
RS800314	M14 x 1.5	8 x 1	A
RS800316	M16 x 1.5	8 x 1	B
RS800322	M22 x 1.5	8 x 1	B
RS800412	M12 x 1.5	10 x 1.25	A
RS800416	M16 x 1.5	10 x 1.25	A
RS800422	M22 x 1.5	10 x 1.25	B
RS800512	M12 x 1.5	12 x 1.5	A
RS800516	M16 x 1.5	12 x 1.5	A
RS800522	M22 x 1.5	12 x 1.5	A
RS800616	M16 x 1.5	15 x 1.5	A
RS800622	M22 x 1.5	15 x 1.5	A
RS800626	M26 x 1.5	15 x 1.5	A
RS800716	M16 x 1.5	16 x 2	A
RS800722	M22 x 1.5	16 x 2	A
RS800726	M26 x 15	16 x 2	A

### STUD ELBOWS RS810 SERIES



Part Ref	Thread Size	Tube Size
RS810210	M10 x 1	6 x 1
RS810212	M12 x 1.5	6 x 1
RS810214	M14 x 1.5	6 x 1
RS810216	M16 x 1.5	6 x 1
RS810222	M22 x 1.5	6 x 1
RS810310	M10 x 1	8 x 1
RS810312	M12 x 1.5	8 x 1
RS810314	M14 x 1.5	8 x 1
RS810316	M16 x 1.5	8 x 1
RS810322	M22 x 1.5	8 x 1
RS810412	M12 x 1.5	10 x 1.25
RS810416	M16 x 1.5	10 x 1.25
RS810422	M22 x 1.5	10 x 1.25
RS810512	M12 x 1.5	12 x 1.5
RS810516	M16 x 1.5	12 x 1.5
RS810522	M22 x 1.5	12 x 1.5
RS810616	M16 x 1.5	15 x 1.5
RS810622	M22 x 1.5	15 x 1.5
RS810716	M16 x 1.5	16 x 2
RS810722	M22 x 1.5	16 x 2

SOME SIZES MAY  
BE 2 PIECE



## SIRIT COMPACT RELEASABLE FITTINGS

### STUD RUN TEES RS820 SERIES



Part Ref	Thread Size	Tube Size
RS820210	M10 x 1	6 x 1
RS820212	M12 x 1.5	6 x 1
RS820216	M16 x 1.5	6 x 1
RS820222	M22 x 1.5	6 x 1
RS820310	M10 x 1	8 x 1
RS820312	M12 x 1.5	8 x 1
RS820316	M16 x 1.5	8 x 1
RS820322	M22 x 1.5	8 x 1
RS820412	M12 x 1.5	10 x 1.25
RS820416	M16 x 1.5	10 x 1.25
RS820422	M22 x 1.5	10 x 1.25
RS820512	M12 x 1.5	12 x 1.5
RS820516	M16 x 1.5	12 x 1.5
RS820522	M22 x 1.5	12 x 1.5
RS820616	M16 x 1.5	15 x 1.5
RS820622	M22 x 1.5	15 x 1.5
RS820716	M16 x 1.5	16 x 2
RS820722	M22 x 1.5	16 x 2

SOME SIZES MAY  
BE 2 PIECE



### STUD TEES RS830 SERIES



Part Ref	Thread Size	Tube Size
RS830210	M10 x 1	6 x 1
RS830212	M12 x 1.5	6 x 1
RS830216	M16 x 1.5	6 x 1
RS830222	M22 x 1.5	6 x 1
RS830310	M10 x 1	8 x 1
RS830312	M12 x 1.5	8 x 1
RS830316	M16 x 1.5	8 x 1
RS830322	M22 x 1.5	8 x 1
RS830412	M12 x 1.5	10 x 1.25
RS830416	M16 x 1.5	10 x 1.25
RS830422	M22 x 1.5	10 x 1.25
RS830512	M12 x 1.5	12 x 1.5
RS830516	M16 x 1.5	12 x 1.5
RS830522	M22 x 1.5	12 x 1.5
RS830616	M16 x 1.5	15 x 1.5
RS830622	M22 x 1.5	15 x 1.5
RS830716	M16 x 1.5	16 x 2
RS830722	M22 x 1.5	16 x 2

SOME SIZES MAY  
BE 2 PIECE



## SIRIT COMPACT RELEASABLE FITTINGS

### 45° DEGREE ELBOW RS840 SERIES



Part Ref	Thread Size	Tube Size
RS840216	M16 x 1.5	6 x 1
RS840222	M22 x 1.5	6 x 1
RS840316	M16 x 1.5	8 x 1
RS840322	M22 x 1.5	8 x 1
RS840416	M16 x 1.5	10 x 1.25
RS840422	M22 x 1.5	10 x 1.25
RS840516	M16 x 1.5	12 x 1.5
RS840522	M22 x 1.5	12 x 1.5
RS840616	M16 x 1.5	15 x 1.5
RS840622	M22 x 1.5	15 x 1.5
RS840716	M16 x 1.5	16 x 2
RS840722	M22 x 1.5	16 x 2

### 'F' STUD ELBOW RS843 SERIES



Part Ref	Thread Size	Tube Size
RS843216	M16 x 1.5	6 x 1
RS843222	M22 x 1.5	6 x 1
RS843316	M16 x 1.5	8 x 1
RS843322	M22 x 1.5	8 x 1
RS843416	M16 x 1.5	10 x 1.25
RS843422	M22 x 1.5	10 x 1.25
RS843516	M16 x 1.5	12 x 1.5
RS843522	M22 x 1.5	12 x 1.5
RS843616	M16 x 1.5	15 x 1.5
RS843622	M22 x 1.5	15 x 1.5
RS843716	M16 x 1.5	16 x 2
RS843722	M22 x 1.5	16 x 2

### FIXED CROSS RS841 SERIES



Part Ref	Thread Size	Tube Size
RS841216	M16 x 1.5	6 x 1
RS841222	M22 x 1.5	6 x 1
RS841316	M16 x 1.5	8 x 1
RS841322	M22 x 1.5	8 x 1

Part Ref	Thread Size	Tube Size
RS841416	M16 x 1.5	10 x 1.25
RS841422	M22 x 1.5	10 x 1.25
RS841516	M16 x 1.5	12 x 1.5
RS841522	M22 x 1.5	12 x 1.5
RS841616	M16 x 1.5	15 x 1.5
RS841622	M22 x 1.5	15 x 1.5
RS841716	M16 x 1.5	16 x 2
RS841722	M22 x 1.5	16 x 2

## SIRIT COMPACT RELEASABLE FITTINGS

### STUD RUN TEST POINT TEES

#### RS821 SERIES



Part Ref	Thread Size	Tube Size	Part Ref	Thread Size	Tube Size
RS821212	M12 x 1.5	6 x 1	RS821512	M12 x 1.5	
RS821216	M16 x 1.5	6 x 1	RS821516	M16 x 1.5	
RS821222	M22 x 1.5	6 x 1	RS821522	M22 x 1.5	
RS821312	M12 x 1.5	8 x 1	RS821616	M16 x 1.5	
RS821316	M16 x 1.5	8 x 1	RS821622	M22 x 1.5	
RS821322	M22 x 1.5	8 x 1			
RS821412	M12 x 1.5	10 x 1.25	RS821716	M16 x 1.5	
RS821416	M16 x 1.5	10 x 1.25	RS821722	M22 x 1.5	
RS821422	M22 x 1.5	10 x 1.25			

### TEST POINT TEES

#### RS823 SERIES



Part Ref	Thread Size	Tube Size	Part Ref	Thread Size	Tube Size
RS823212	M12 x 1.5	6 x 1	RS823512	M12 x 1.5	
RS823216	M16 x 1.5	6 x 1	RS823516	M16 x 1.5	
RS823222	M22 x 1.5	6 x 1	RS823522	M22 x 1.5	
RS823312	M12 x 1.5	8 x 1	RS823616	M16 x 1.5	
RS823316	M16 x 1.5	8 x 1	RS823622	M22 x 1.5	
RS823322	M22 x 1.5	8 x 1			
RS823412	M12 x 1.5	10 x 1.25	RS823716	M16 x 1.5	
RS823416	M16 x 1.5	10 x 1.25	RS823722	M22 x 1.5	
RS823422	M22 x 1.5	10 x 1.25			

### STUD TEST POINT TEES

#### RS831 SERIES



Part Ref	Thread Size	Tube Size	Part Ref	Thread Size	Tube Size
RS831212	M12 x 1.5	6 x 1	RS831512	M12 x 1.5	
RS831216	M16 x 1.5	6 x 1	RS831516	M16 x 1.5	
RS831222	M22 x 1.5	6 x 1	RS831522	M22 x 1.5	
RS831312	M12 x 1.5	8 x 1	RS831616	M16 x 1.5	
RS831316	M16 x 1.5	8 x 1	RS831622	M22 x 1.5	
RS831322	M22 x 1.5	8 x 1			
RS831412	M12 x 1.5	10 x 1.25	RS831716	M16 x 1.5	
RS831416	M16 x 1.5	10 x 1.25	RS831722	M22 x 1.5	
RS831422	M22 x 1.5	10 x 1.25			



## SIRIT COMPACT RELEASABLE FITTINGS

### STUD BULK HEAD - RS803 SERIES



Part Ref	Thread Size	Tube Size	Part Ref	Thread Size	Tube Size
RS803216	M16 x 1.5	6 x 1	RS803516	M16 x 1.5	12 x 1.5
RS803222	M22 x 1.5	6 x 1	RS803522	M22 x 1.5	12 x 1.5
RS803316	M16 x 1.5	8 x 1	RS803616	M16 x 1.5	15 x 1.5
RS803322	M22 x 1.5	8 x 1	RS803622	M22 x 1.5	15 x 1.5
RS803416	M16 x 1.5	10 x 1.25	RS803716	M16 x 1.5	16 x 2
RS803422	M22 x 1.5	10 x 1.25	RS803722	M22 x 1.5	16 x 2

### STRAIGHT JOINERS - RS850 SERIES



Part Ref	Tube Size
RS850200	6 x 1
RS850300	8 x 1
RS850400	10 x 1.25
RS850500	12 x 1.5
RS850600	15 x 1.5
RS850700	16 x 2

### ELBOW JOINERS - RS860 SERIES



Part Ref	Tube Size
RS860200	6 x 1
RS860300	8 x 1
RS860400	10 x 1.25
RS860500	12 x 1.5
RS860600	15 x 1.5
RS860700	16 x 2

### TEE JOINERS - RS870 SERIES



Part Ref	Tube Size
RS870200	6 x 1
RS870300	8 x 1
RS870400	10 x 1.25
RS870500	12 x 1.5
RS870600	15 x 1.5
RS870700	16 x 2

### CROSS JOINERS - RS880 SERIES



Part Ref	Tube Size
RS880200	6 x 1
RS880300	8 x 1
RS880400	10 x 1.25
RS880500	12 x 1.5
RS880600	15 x 1.5
RS880700	16 x 2

## SIRIT COMPACT RELEASABLE FITTINGS

### SWIVEL COMPONENTS

#### SWIVEL ELBOW RS815 SERIES



Part Ref	Tube Size
RS815200	6 x 1
RS815300	8 x 1
RS815400	10 x 1.25
RS815500	12 x 1.5
RS815600	15 x 1.5
RS815700	16 x 2

#### SWIVEL TEE RS825 SERIES



Part Ref	Tube Size
RS825200	6 x 1
RS825300	8 x 1
RS825400	10 x 1.25
RS825500	12 x 1.5
RS825600	15 x 1.5
RS825700	16 x 2

#### SWIVEL STUD TEE RS835 SERIES



Part Ref	Tube Size
RS835200	6 x 1
RS835300	8 x 1
RS835400	10 x 1.25
RS835500	12 x 1.5
RS835600	15 x 1.5
RS835700	16 x 2

#### SWIVEL ELBOW RS845 SERIES



Part Ref	Tube Size
RS845200	6 x 1
RS845300	8 x 1
RS845400	10 x 1.25
RS845500	12 x 1.5
RS845600	15 x 1.5
RS845700	16 x 2

#### SWIVEL ELBOW RS846 SERIES



Part Ref	Tube Size
RS846200	6 x 1
RS846300	8 x 1
RS846400	10 x 1.25
RS846500	12 x 1.5
RS846600	15 x 1.5
RS846700	16 x 2

#### SWIVEL ELBOW RS847 SERIES



Part Ref	Tube Size
RS847200	6 x 1
RS847300	8 x 1
RS847400	10 x 1.25
RS847500	12 x 1.5
RS847600	15 x 1.5
RS847700	16 x 2



## SIRIT COMPACT RELEASABLE FITTINGS

### SWIVEL COMPONENTS

#### SWIVEL ELBOW RS848 SERIES



Part Ref	Tube Size
RS845200	6 x 1
RS845300	8 x 1
RS845400	10 x 1.25
RS845500	12 x 1.5
RS845600	15 x 1.5
RS845700	16 x 2

#### SWIVEL ELBOW RS849 SERIES



Part Ref	Tube Size
RS846200	6 x 1
RS846300	8 x 1
RS846400	10 x 1.25
RS846500	12 x 1.5
RS846600	15 x 1.5
RS846700	16 x 2

#### SWIVEL ELBOW RS851 SERIES

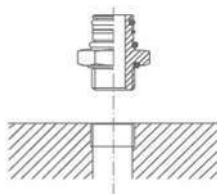


Part Ref	Tube Size
RS847200	6 x 1
RS847300	8 x 1
RS847400	10 x 1.25
RS847500	12 x 1.5
RS847600	15 x 1.5
RS847700	16 x 2

### SWIVEL TIPO STUDS

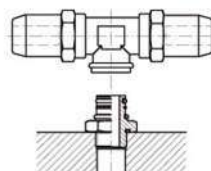


Part Ref	Thread
660502	1/8"
660504	1/4"
660510	M10 x 1
660512	M12 x 1.5
660514	M14 x 1.5
660516	M16 x 1.5
660522	M22 x 1.5
660526	M26 x 1.5

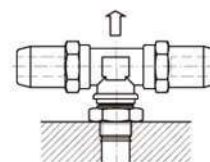


Screw the swivel coupling into the thread ensuring correct torque

(overtightening can cause damage to both the fitting and the component).



Then fit the component by means of push and twist.



#### IMPORTANT:

Check the component is coupled properly.

Pull the component to ensure this is the case.